

# Perrette Samouiloff

## Snow in town - Christmas Mystery Chart SAL - part 4

A design by Perrette Samouiloff

### COUNTED CROSS STITCH CHART

- Chart size in stitches: 160w X 210h
- Stitches: cross stitch, three-quarter stitch, backstitch.
- Design stitched on natural 28 count linen/evenweave or 14 count Aida fabric using 2 strands for cross stitch and 1 strand for three-quarter stitches and backstitches.
- Size of stitched design: 28.9w X 38,1h cm (11 3/8w X 15h inches)
- Thread: DMC Embroidery floss

DMC		DMC	
	x White		N 368
	/ 948		a 367
	* 754		- 318
	Z 603		= 921
	© 350		D 436
	w 347		... 434
	W 815		G 3031
	ä 3041		! 28
	k 154		" 29
	, 165		

This SAL comes in 5 successive parts.

Positioning of this part of the chart:  
Please refer to the One page overview to make sure you locate the center of the chart and position this part of the SAL in the correct position.



Chart content:

- One page overview (color): page 2
- Backstitch and 3/4 cross stitch: page 3
- Detailed chart in 6 sections (color) : pages 4 to 9
- Detailed chart in 6 sections (B&W) : pages 10 to 15



La ville sous la neige (4) © Perrette Samouloff

Snow in Town (SAL 4) © Perrette Samouloff - 160w X 210h



		DMC			DMC
	×	White		卅	368
	/	948		卄	367
	*	754		-	318
	↑	603		=	921
	☞	350		▨	436
	♡	347		⌘	434
	♥	815		▲	3031
	□	3041		◇	28
	☞	154		◆	29
	↑	165			

Backstitch (1 strand)

- Stars and snow flakes in background in White
- Windows of houses in 350 and 347 respectively
- Bunch of holly in 367
- Heart of White flowers in 165
- Hanging heart ornament in 350
- Ski poles in 154, sledge cord in 350
- Birds' feet in 3031
- Horse whip in 154, horse reins in 347
- Girl's holly bunch in 367
- Gifts in 350

Three-Quarter cross stitch (1 strand)

- Heart of White flowers in 165

**Three-quarter cross-stitches** are represented by half-size symbols.

Start in the angle where the symbol is positioned and only go halfway across. Finish with a half stitch in the opposite direction.

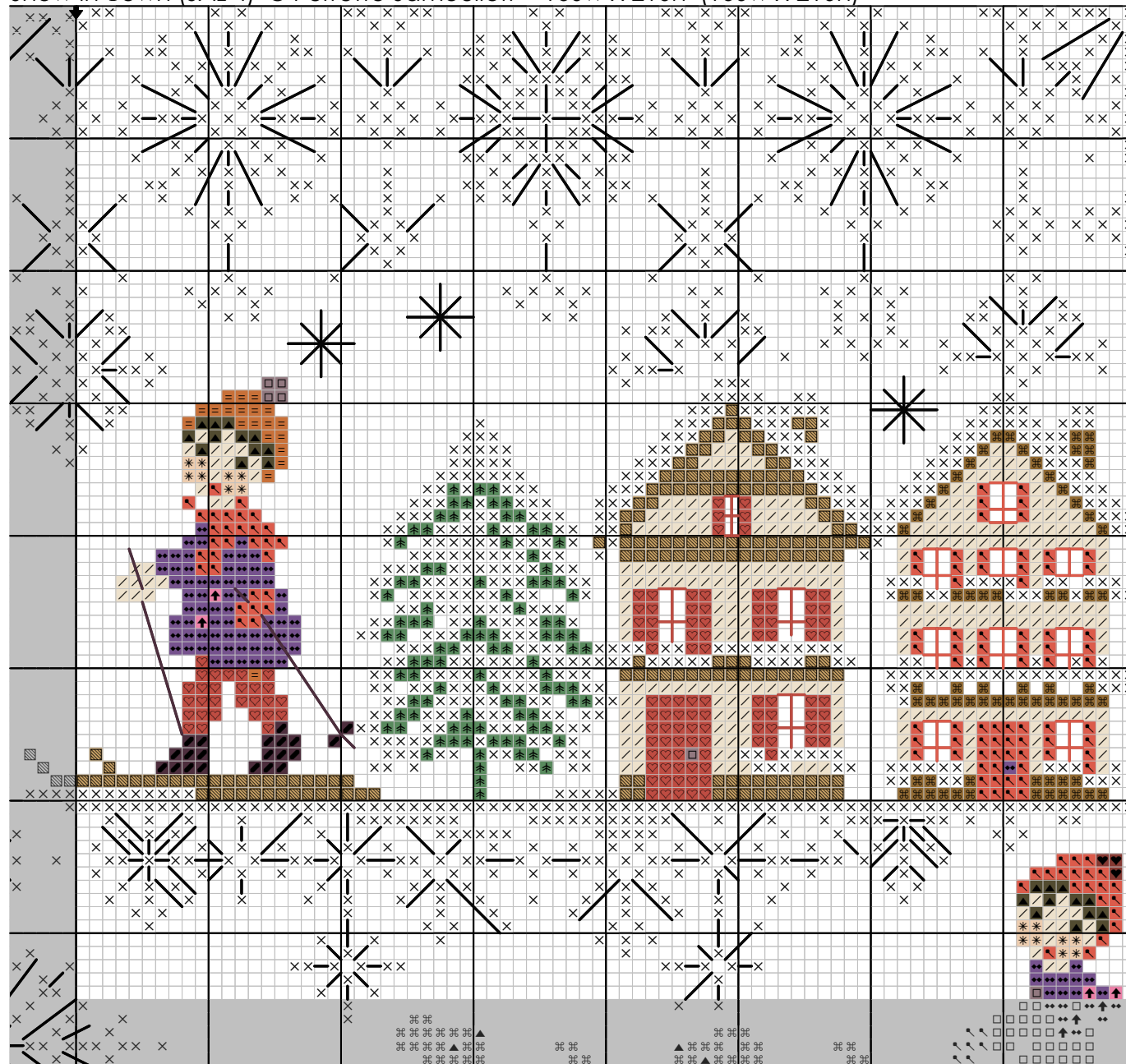
Snow in Town (SAL 4) © Perrette Samouloff - 160w X 210h (160w X 210h)



		DMC
	X	White
	/	948
	*	754
	↑	603
	↖	350
	♡	347
	♥	815
	□	3041
	◐	154
	↑	165
	≡	368
	⌘	367
	-	318
	=	921
	▨	436
	⌘	434
	▲	3031
	◇	28
	◆	29

La ville sous la neige (4) © Perrette Samouloff

Snow in Town (SAL 4) © Perrette Samouloff - 160w X 210h (160w X 210h)



		DMC
	X	White
	/	948
	*	754
	↑	603
	↖	350
	♡	347
	♥	815
	□	3041
	◐	154
	↑	165
	≡	368
	⌘	367
	-	318
	=	921
	▨	436
	⌘	434
	▲	3031
	◇	28
	◆	29

La ville sous la neige (4) © Perrette Samouloff

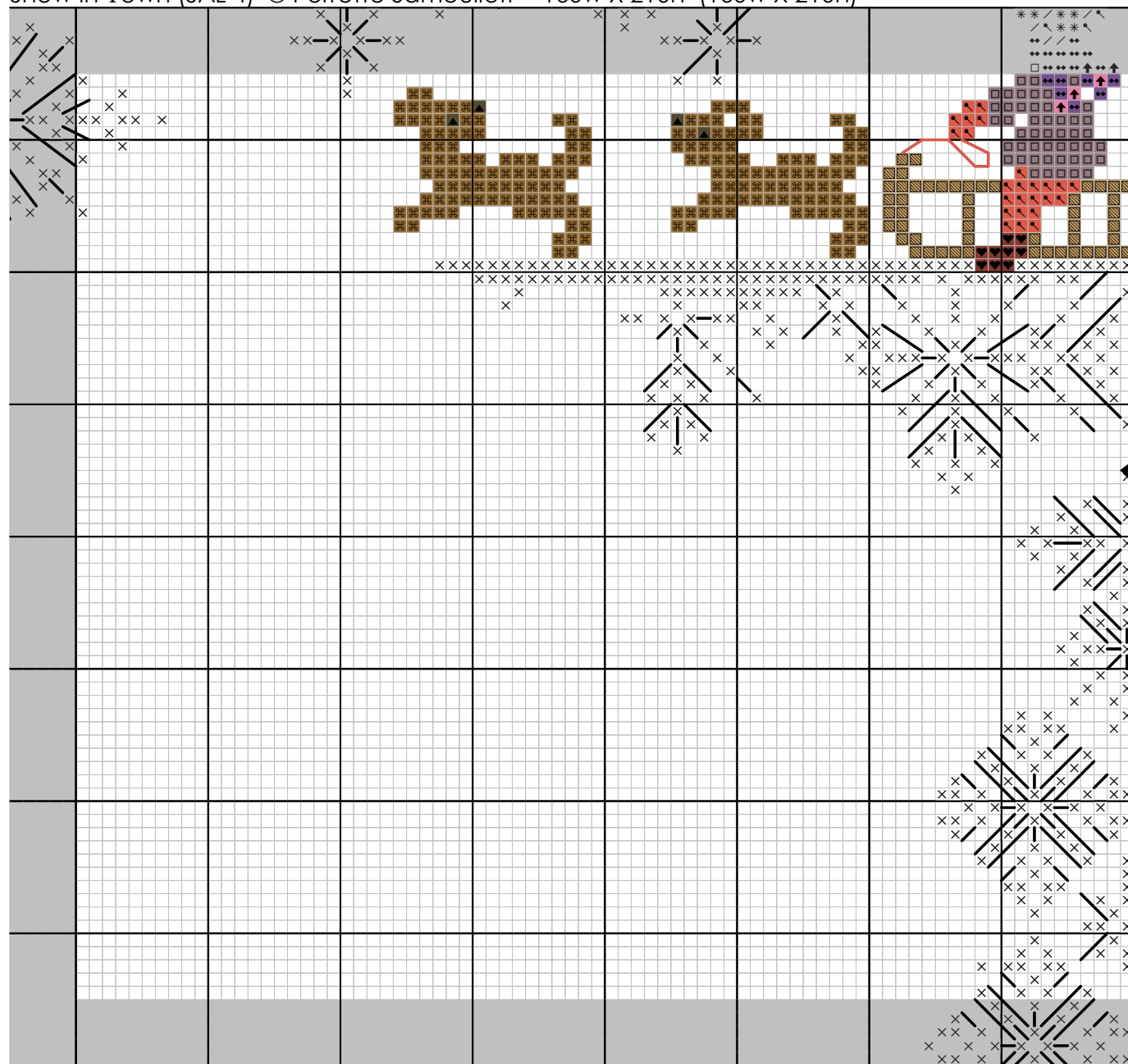
Snow in Town (SAL 4) © Perrette Samouloff - 160w X 210h (160w X 210h)



		DMC
	X	White
	/	948
	*	754
	↑	603
	↖	350
	♡	347
	♥	815
	◻	3041
	↙	154
	↑	165
	≡	368
	⌘	367
	-	318
	=	921
	▨	436
	⌘	434
	▲	3031
	◇	28
	◆	29

La ville sous la neige (4) © Perrette Samouloff

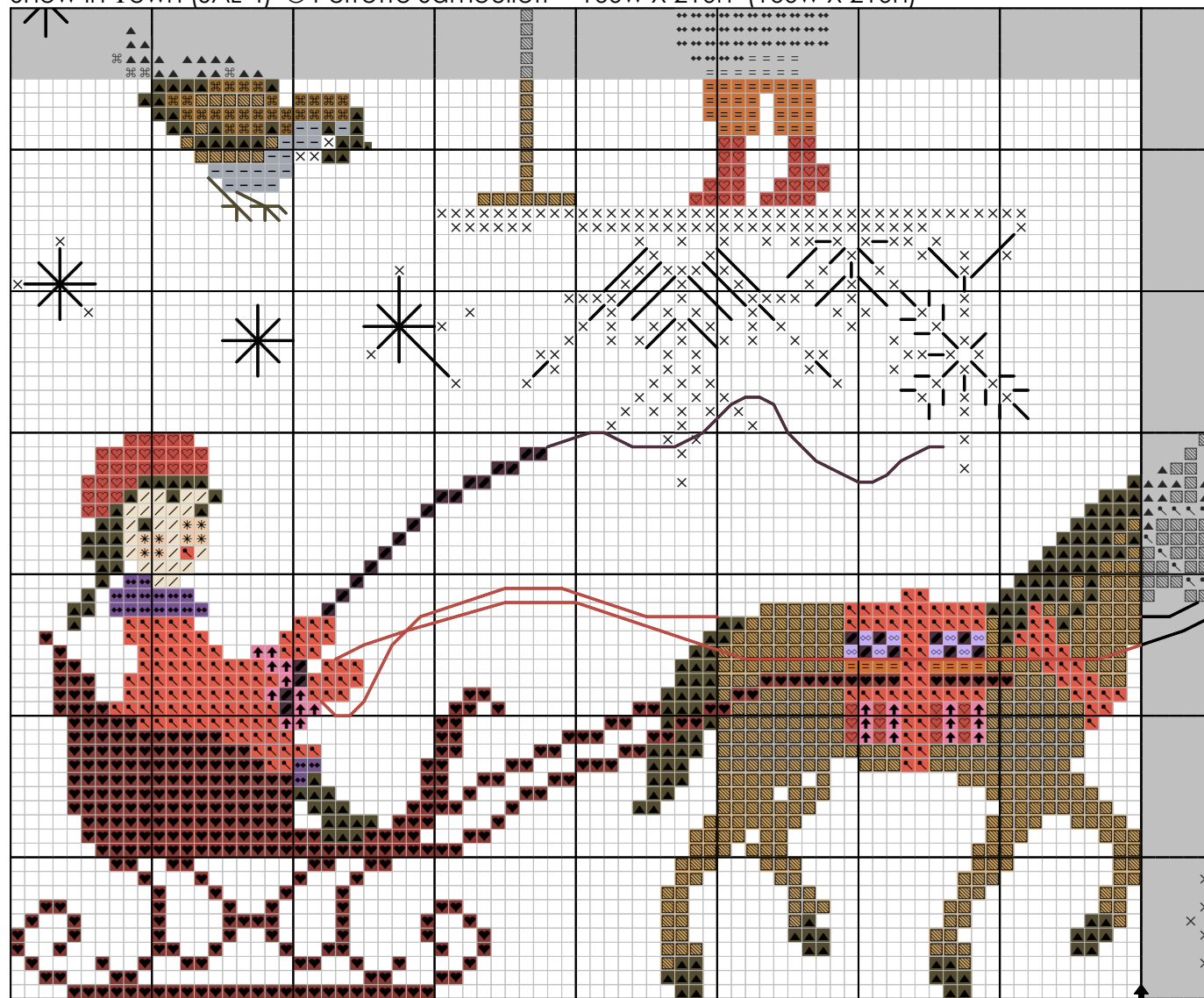
Snow in Town (SAL 4) © Perrette Samouloff - 160w X 210h (160w X 210h)



		DMC
	X	White
	/	948
	*	754
	↑	603
	☞	350
	♡	347
	♥	815
	□	3041
	☛	154
	↑	165
	≡	368
	⌘	367
	-	318
	=	921
	▨	436
	⌘	434
	▲	3031
	◇	28
	◆	29

La ville sous la neige (4) © Perrette Samouloff

Snow in Town (SAL 4) © Perrette Samouloff - 160w X 210h (160w X 210h)




		DMC
	X	White
	/	948
	*	754
	↑	603
	↖	350
	♡	347
	♥	815
	□	3041
	◐	154
	↑	165
	卍	368
	⌘	367
	-	318
	=	921
	▨	436
	⌘	434
	▲	3031
	◇	28
	◆	29

La ville sous la neige (4) © Perrette Samouloff



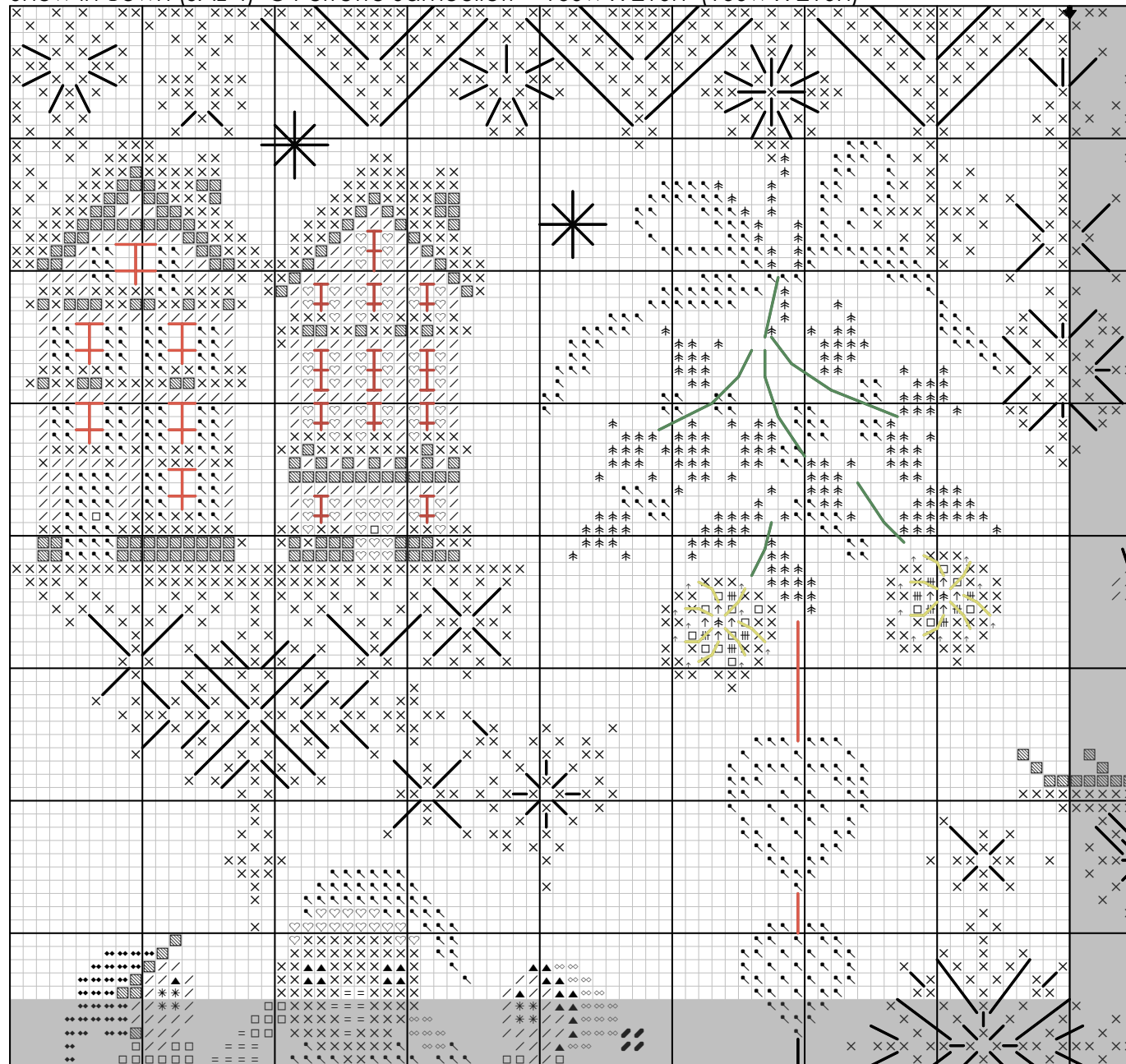
Snow in Town (SAL 4) © Perrette Samouloff - 160w X 210h (160w X 210h)



		DMC
	X	White
	/	948
	*	754
	↑	603
	↗	350
	♡	347
	♥	815
	□	3041
	◐	154
	↑	165
	≡	368
	⌘	367
	-	318
	=	921
	▨	436
	⌘	434
	▲	3031
	◇	28
	◆	29

La ville sous la neige (4) © Perrette Samouloff

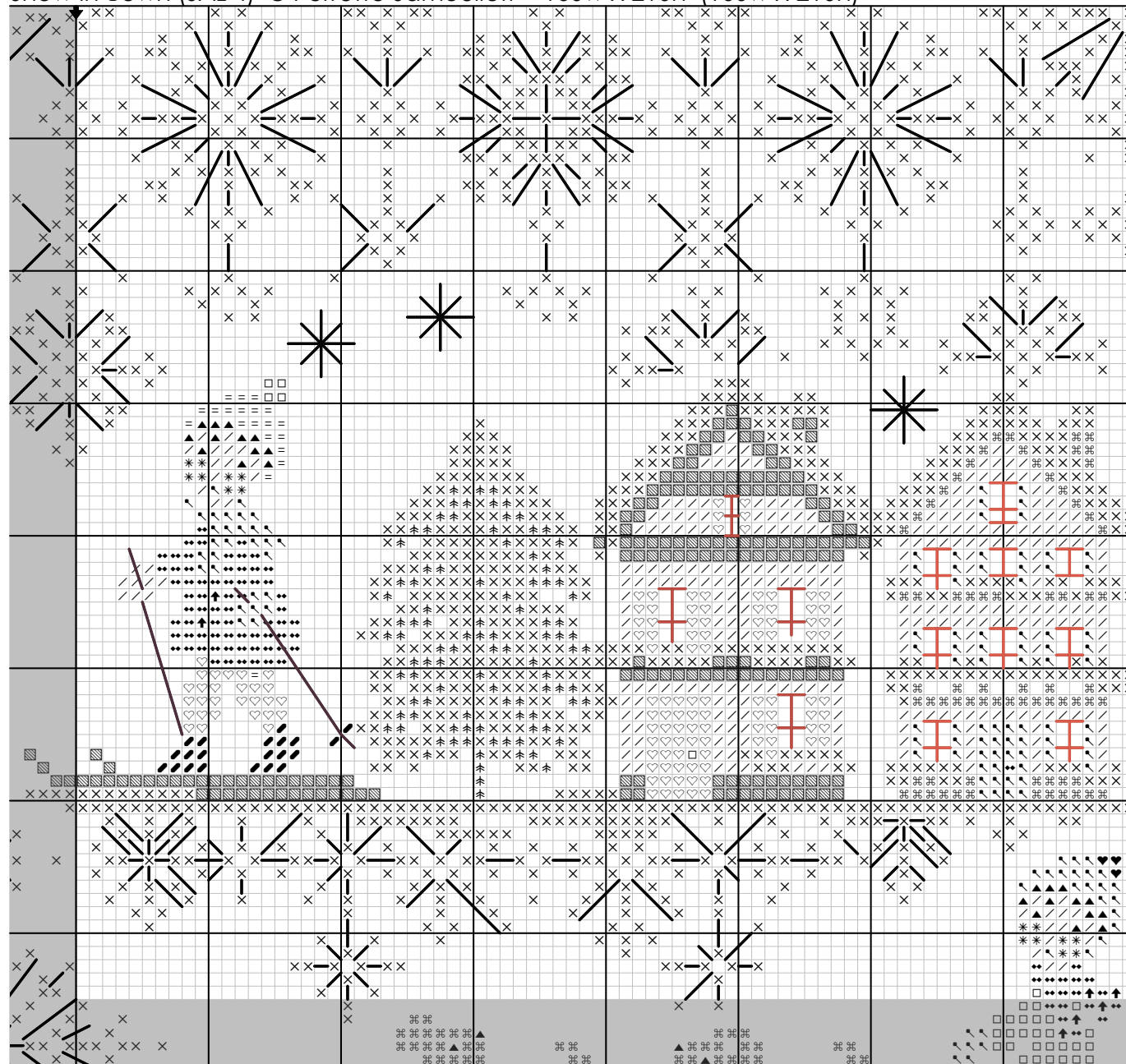
Snow in Town (SAL 4) © Perrette Samouloff - 160w X 210h (160w X 210h)



		DMC
		White
		948
		754
		603
		350
		347
		815
		3041
		154
		165
		368
		367
		318
		921
		436
		434
		3031
		28
		29

La ville sous la neige (4) © Perrette Samouloff


Snow in Town (SAL 4) © Perrette Samouloff - 160w X 210h (160w X 210h)



		DMC
		White
		948
		754
		603
		350
		347
		815
		3041
		154
		165
		368
		367
		318
		921
		436
		434
		3031
		28
		29

La ville sous la neige (4) © Perrette Samouloff

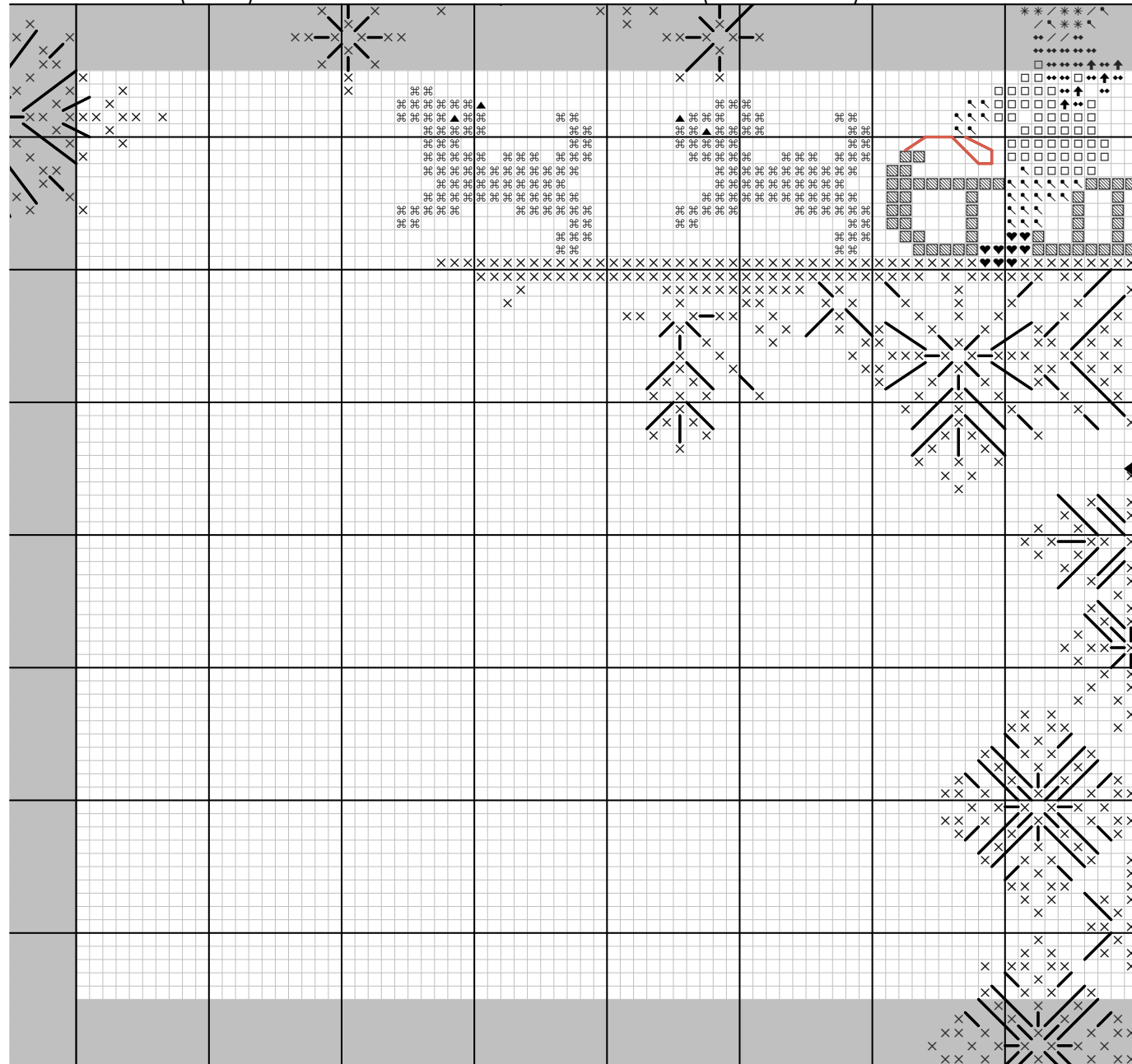
Snow in Town (SAL 4) © Perrette Samouloff - 160w X 210h (160w X 210h)



		DMC
	X	White
	/	948
	*	754
	↑	603
	↖	350
	♡	347
	♥	815
	◻	3041
	↗	154
	⊞	165
	⌘	368
	-	367
	=	318
	▨	921
	⌘	436
	▲	434
	◊	3031
	◆	28
	◆	29

La ville sous la neige (4) © Perrette Samouloff

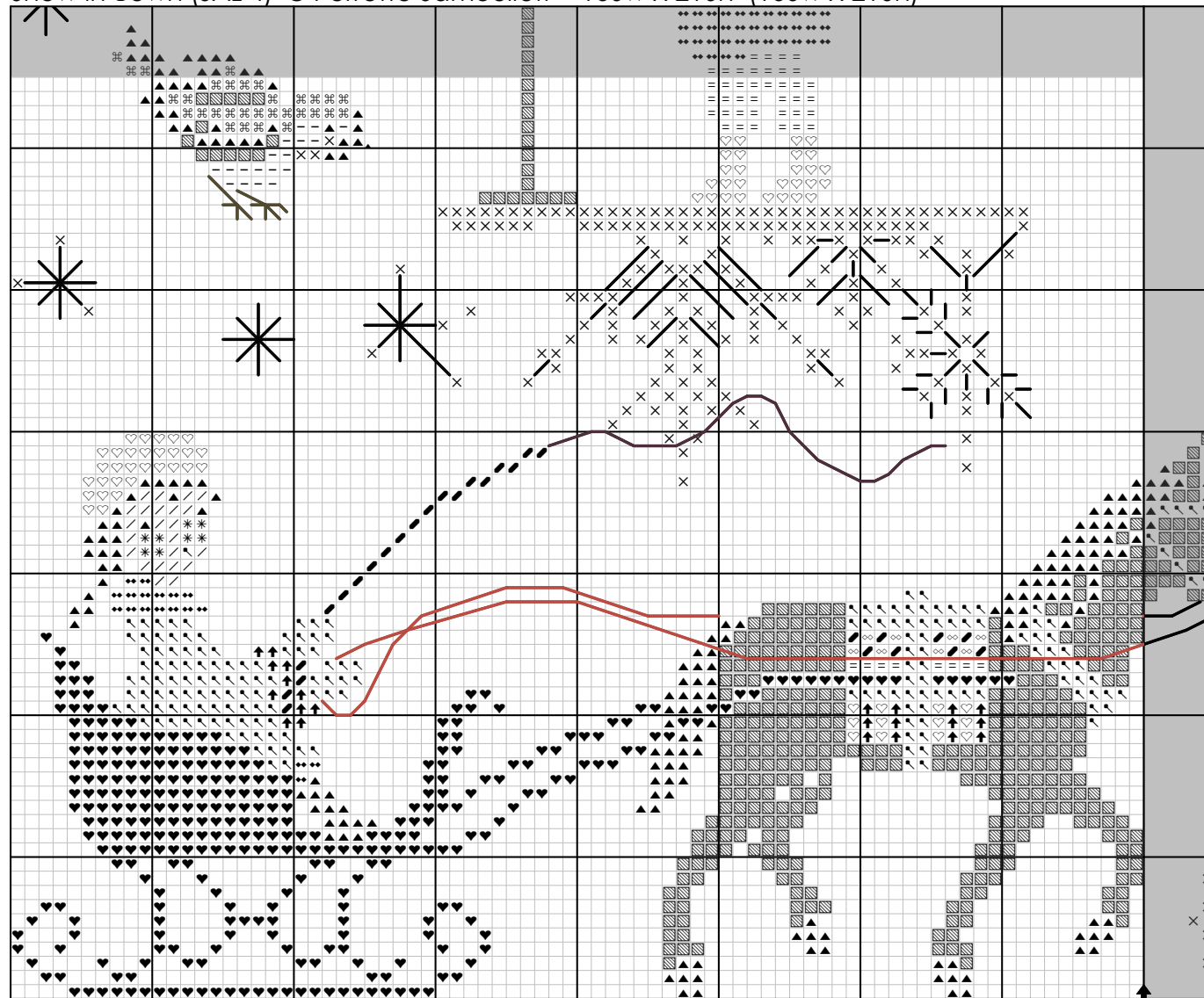
Snow in Town (SAL 4) © Perrette Samouloff - 160w X 210h (160w X 210h)



		DMC
	×	White
	/	948
	*	754
	↑	603
	☞	350
	♡	347
	♥	815
	□	3041
	☞	154
	↑	165
	≡	368
	⌘	367
	-	318
	=	921
	▨	436
	⌘	434
	▲	3031
	◇	28
	◆	29

La ville sous la neige (4) © Perrette Samouloff


Snow in Town (SAL 4) © Perrette Samouloff - 160w X 210h (160w X 210h)



		DMC
	X	White
	/	948
	*	754
	↑	603
	↖	350
	♡	347
	♥	815
	◻	3041
	↙	154
	↑	165
	≡	368
	⌘	367
	-	318
	=	921
	▨	436
	⌘	434
	▲	3031
	◇	28
	◆	29

La ville sous la neige (4) © Perrette Samouloff

Snow in Town (SAL 4) © Perrette Samouloff - 160w X 210h (160w X 210h)



		DMC
	X	White
	/	948
	*	754
	↑	603
	☞	350
	♡	347
	♥	815
	◻	3041
	☛	154
	↑	165
	≡	368
	⌘	367
	-	318
	=	921
	▨	436
	⌘	434
	▲	3031
	◇	28
	◆	29

La ville sous la neige (4) © Perrette Samouloff

# Perrette Samouiloff

More Christmas patterns designed by Perrette Samouiloff



8 Christmas Ornaments



Christmas Needlework Ornaments



Mini motif Sampler



Christmas Welcome



White Christmas Wreath



Red Christmas sampler



Santa's Workshop



Christmas Kittens



Santa's really busy



Happy Childhood : Christmas



Happy Childhood : Winter



Mother & Baby Animals : Winter

View these patterns and many more on Creative Poppy's website

[www.creativepoppy.com](http://www.creativepoppy.com)





## Copyright and Terms of use:

Thank you for purchasing this design from [www.creativepoppy.com](http://www.creativepoppy.com). We hope that you will have a lot of fun stitching this pattern.

By purchasing this chart, you have agreed to use this design for your **personal use only**. Any unauthorized copying, use or transfer of this design, **even without monetary gain**, is strictly prohibited under copyright law. This includes copying, scanning, reproducing, posting on a website, or sending by email any pattern for which one does not have the designer's specific authorization.

### What you **cannot** do:

- make copies of this pattern to give or to sell
- send copies of this pattern by email
- upload or post this pattern onto a website
- make kits from this pattern

### What you **are very welcome** to do:

- print out several copies for your PERSONAL use.
  - This can be helpful if you like to highlight stitched areas as you go along or if you want to highlight the occurrence of a specific color.
  - It can be useful too to print several copies of your charts to cut out elements and rearrange motifs, create words with alphabets, extend border motifs etc.
- save an extra copy of this file as a backup onto a USB key or external hard drive. In this case, make a note of you file-open password which will be needed next time you open your file.
- personally stitch several projects using this design.

Happy stitching!  
**Creative Poppy**

Please support your designers and help respect their work. If you are aware of any copyright infringement, you can contact us at [contact@creativepoppy.com](mailto:contact@creativepoppy.com)

Creative Poppy is a Trademark of Creative Co. a company registered in France RCS 494 994 106  
1 rue de Stockholm, 75008 Paris, France

[www.creativepoppy.com](http://www.creativepoppy.com)