

Perrette Samouiloff

Snow in town - Christmas Mystery Chart SAL - part 3

A design by Perrette Samouiloff

COUNTED CROSS STITCH CHART

- Chart size in stitches: 160w X 210h
- Stitches: cross stitch, three-quarter stitch, backstitch.
- Design stitched on natural 28 count linen/evenweave or 14 count Aida fabric using 2 strands for cross stitch and 1 strand for three-quarter stitches and backstitches.
- Size of stitched design: 28.9w X 38,1h cm (11 3/8w X 15h inches)
- Thread: DMC Embroidery floss

DMC		DMC	
	x White		N 368
	/ 948		a 367
	* 754		- 318
	Z 603		= 921
	© 350		D 436
	w 347		... 434
	W 815		G 3031
	ä 3041		! 28
	k 154		" 29
	, 165		


This SAL comes in 5 successive parts.

Positioning of this part of the chart:
Please refer to the One page overview to make sure you locate the center of the chart and position this part of the SAL in the correct position.



Chart content:

- One page overview (color): page 2
- Backstitch and 3/4 cross stitch: page 3
- Detailed chart in 6 sections (color) : pages 4 to 9
- Detailed chart in 6 sections (B&W) : pages 10 to 15



La ville sous la neige (3) © Perrette Samouloff

Snow in Town (SAL 3) © Perrette Samouloff - 160w X 210h



		DMC			DMC
	×	White		卅	368
	/	948		卄	367
	*	754		-	318
	↑	603		=	921
	↖	350		▨	436
	♡	347		⌘	434
	♥	815		▲	3031
	□	3041		◇	28
	↙	154		◆	29
	↑	165			

Backstitch (1 strand)

- Stars and snow flakes in background in White
- Windows of houses in 350 and 347 respectively
- Bunch of holly in 367
- Heart of White flowers in 165
- Hanging heart ornament in 350
- Ski poles in 154, sledge cord in 350
- Birds' feet in 3031

Three-Quarter cross stitch (1 strand)

- Heart of White flowers in 165

Three-quarter cross-stitches are represented by half-size symbols. Start in the angle where the symbol is positioned and only go halfway across. Finish with a half stitch in the opposite direction.

Snow in Town (SAL 3) © Perrette Samouloff - 160w X 174h (160w X 210h)



		DMC
	X	White
	/	948
	*	754
	↑	603
	☞	350
	♡	347
	♥	815
	□	3041
	☛	154
	↑	165
	卍	368
	⌘	367
	-	318
	=	921
	▨	436
	⌘	434
	▲	3031
	◇	28
	◆	29

La ville sous la neige (3) © Perrette Samouloff


Snow in Town (SAL 3) © Perrette Samouloff - 160w X 174h (160w X 210h)



		DMC
	X	White
	/	948
	*	754
	↑	603
	↖	350
	♡	347
	♥	815
	□	3041
	◐	154
	↑	165
	≡	368
	⌘	367
	-	318
	=	921
	▨	436
	⌘	434
	▲	3031
	◇	28
	◆	29

La ville sous la neige (3) © Perrette Samouloff

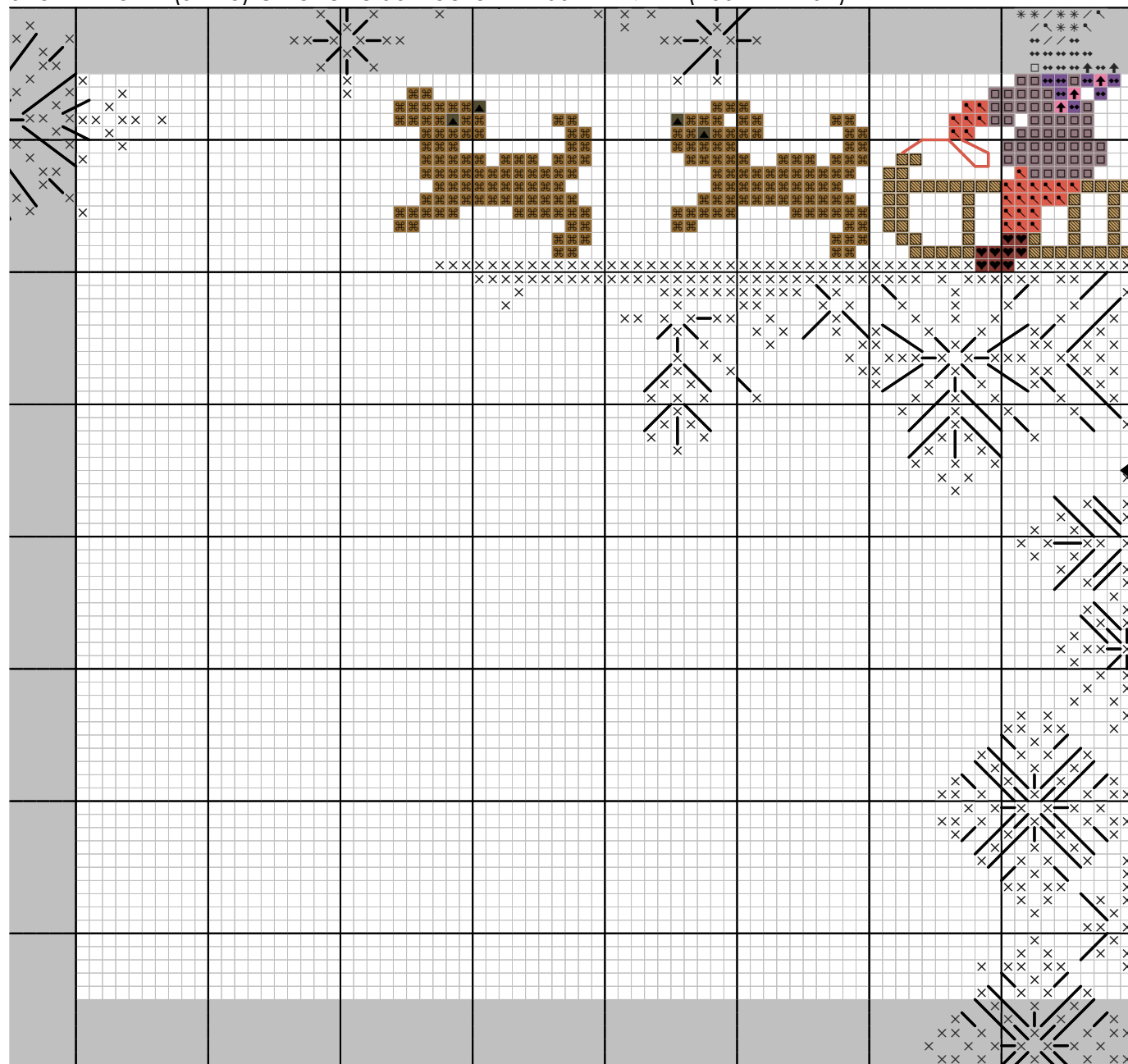
Snow in Town (SAL 3) © Perrette Samouloff - 160w X 174h (160w X 210h)



		DMC
	X	White
	/	948
	*	754
	↑	603
	↖	350
	♡	347
	♥	815
	◻	3041
	↙	154
	↑	165
	≡	368
	⌘	367
	-	318
	=	921
	▨	436
	⌘	434
	▲	3031
	◇	28
	◆	29

La ville sous la neige (3) © Perrette Samouloff

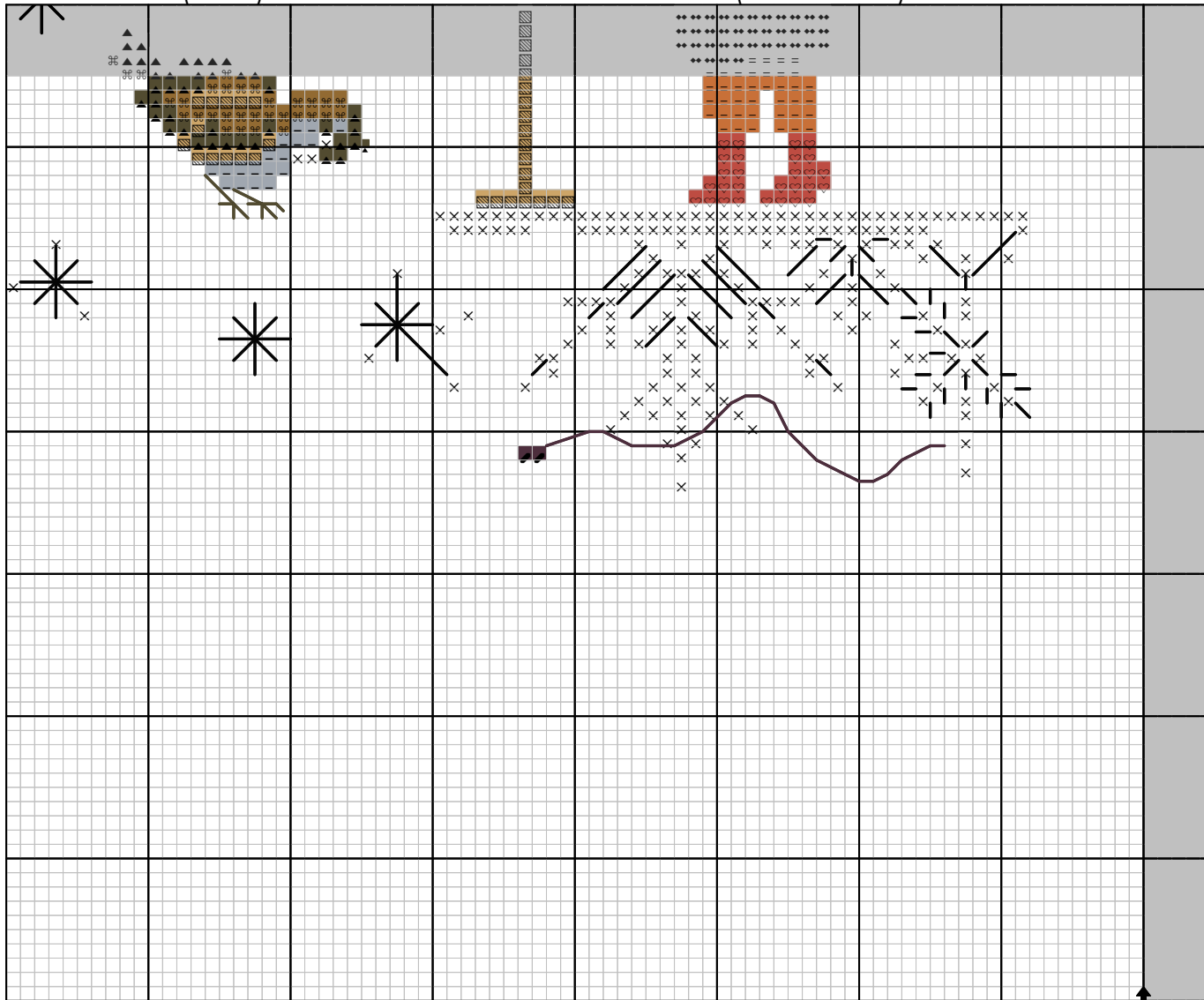
Snow in Town (SAL 3) © Perrette Samouloff - 160w X 174h (160w X 210h)



		DMC
	×	White
	/	948
	*	754
	↑	603
	☞	350
	♡	347
	♥	815
	□	3041
	☛	154
	↑	165
	≡	368
	⌘	367
	-	318
	=	921
	▨	436
	⌘	434
	▲	3031
	◇	28
	◆	29

La ville sous la neige (3) © Perrette Samouloff


Snow in Town (SAL 3) © Perrette Samouloff - 160w X 174h (160w X 210h)



		DMC
	×	White
	/	948
	*	754
	↑	603
	☞	350
	♡	347
	♥	815
	□	3041
	☞	154
	↑	165
	≡	368
	♣	367
	-	318
	=	921
	▨	436
	⌘	434
	▲	3031
	◇	28
	◆	29

La ville sous la neige (3) © Perrette Samouloff

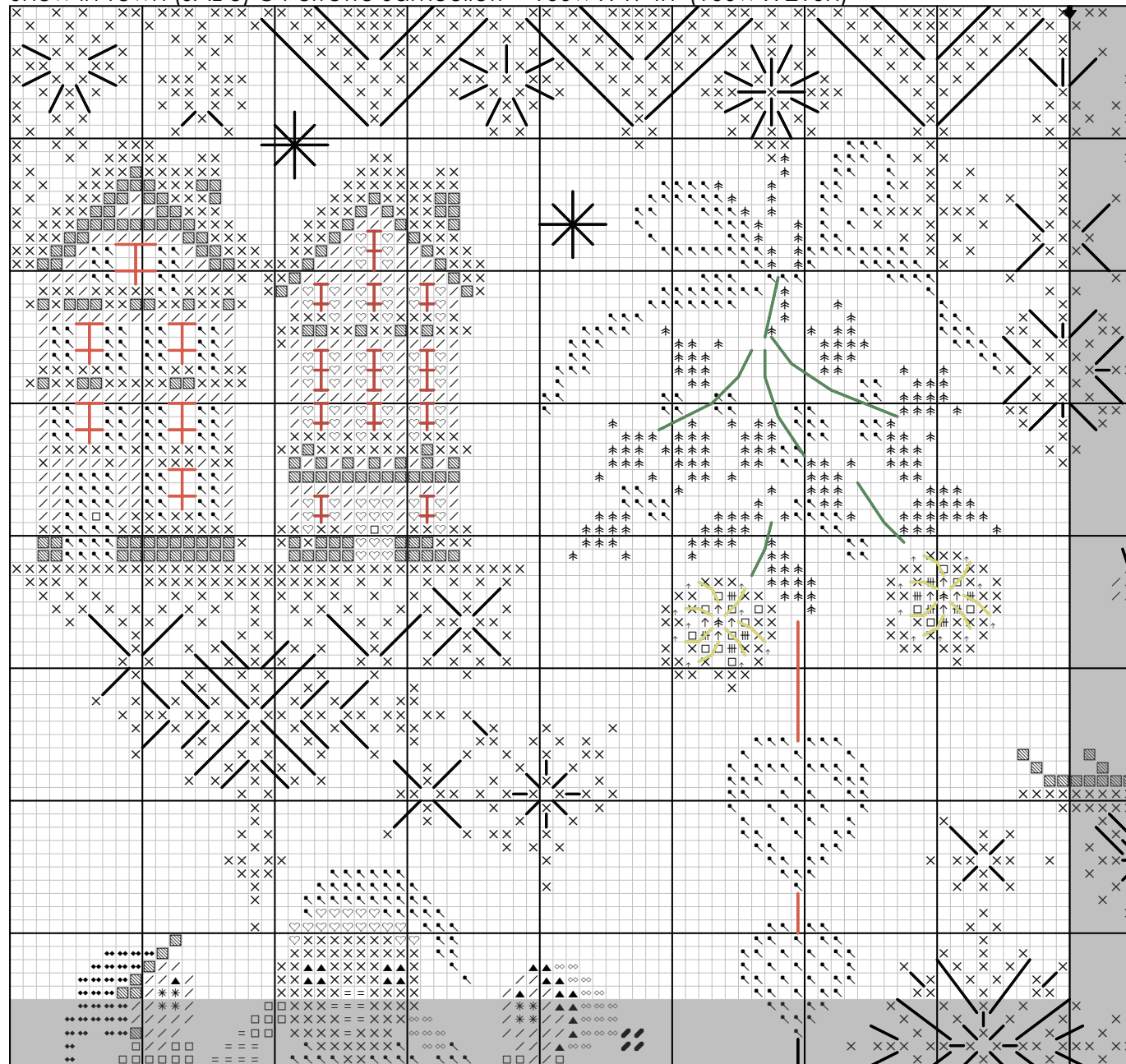
Snow in Town (SAL 3) © Perrette Samouloff - 160w X 174h (160w X 210h)



		DMC
	X	White
	/	948
	*	754
	↑	603
	↖	350
	♡	347
	♥	815
	□	3041
	↙	154
	↑	165
	≡	368
	⊥	367
	-	318
	=	921
	▨	436
	⌘	434
	▲	3031
	◇	28
	◆	29

La ville sous la neige (3) © Perrette Samouloff

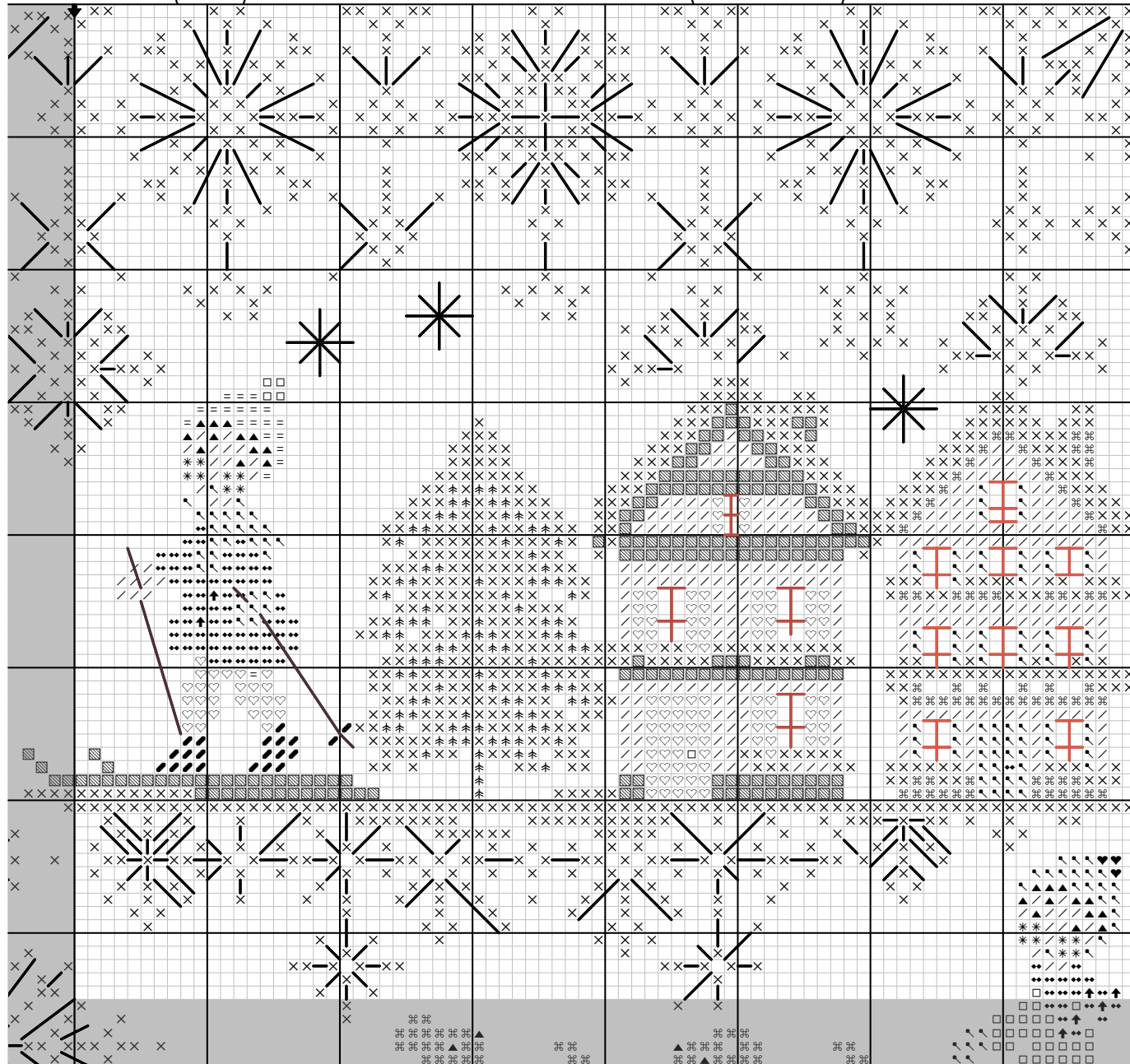
Snow in Town (SAL 3) © Perrette Samouloff - 160w X 174h (160w X 210h)



		DMC
	X	White
	/	948
	*	754
	↑	603
	☞	350
	♡	347
	♥	815
	□	3041
	☛	154
	↑	165
	≡	368
	♣	367
	-	318
	=	921
	▨	436
	⌘	434
	▲	3031
	◇	28
	◆	29

La ville sous la neige (3) © Perrette Samouloff


Snow in Town (SAL 3) © Perrette Samouloff - 160w X 174h (160w X 210h)



		DMC
	X	White
	/	948
	*	754
	↑	603
	☞	350
	♡	347
	♥	815
	□	3041
	☛	154
	↑	165
	≡	368
	⌘	367
	-	318
	=	921
	▨	436
	⌘	434
	▲	3031
	◇	28
	◆	29

La ville sous la neige (3) © Perrette Samouloff

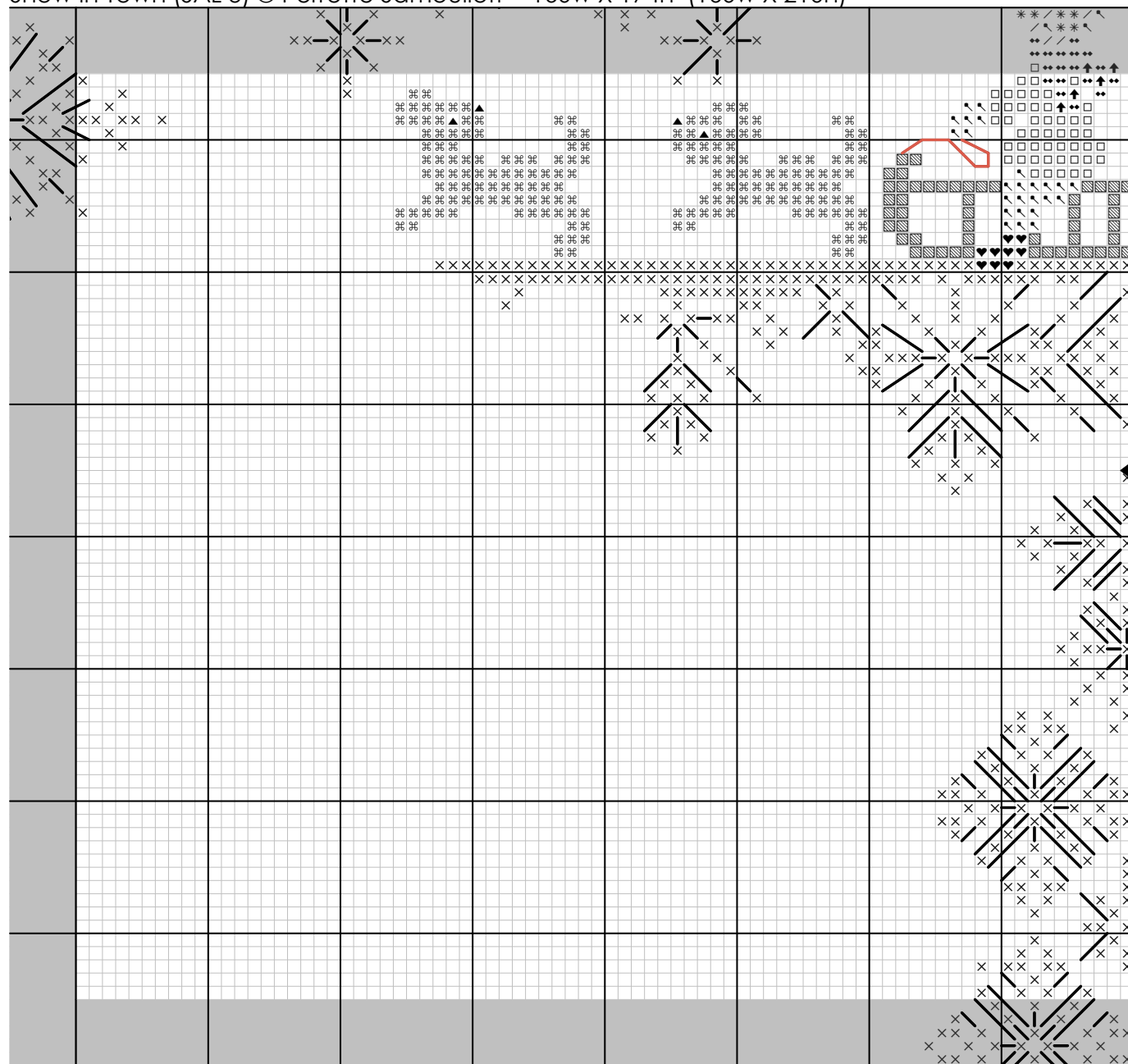
Snow in Town (SAL 3) © Perrette Samouloff - 160w X 174h (160w X 210h)



		DMC
	X	White
	/	948
	*	754
	↑	603
	☞	350
	♡	347
	♥	815
	□	3041
	☞	154
	↑	165
	≡	368
	⌘	367
	-	318
	=	921
	▨	436
	⌘	434
	▲	3031
	◇	28
	◆	29

La ville sous la neige (3) © Perrette Samouloff

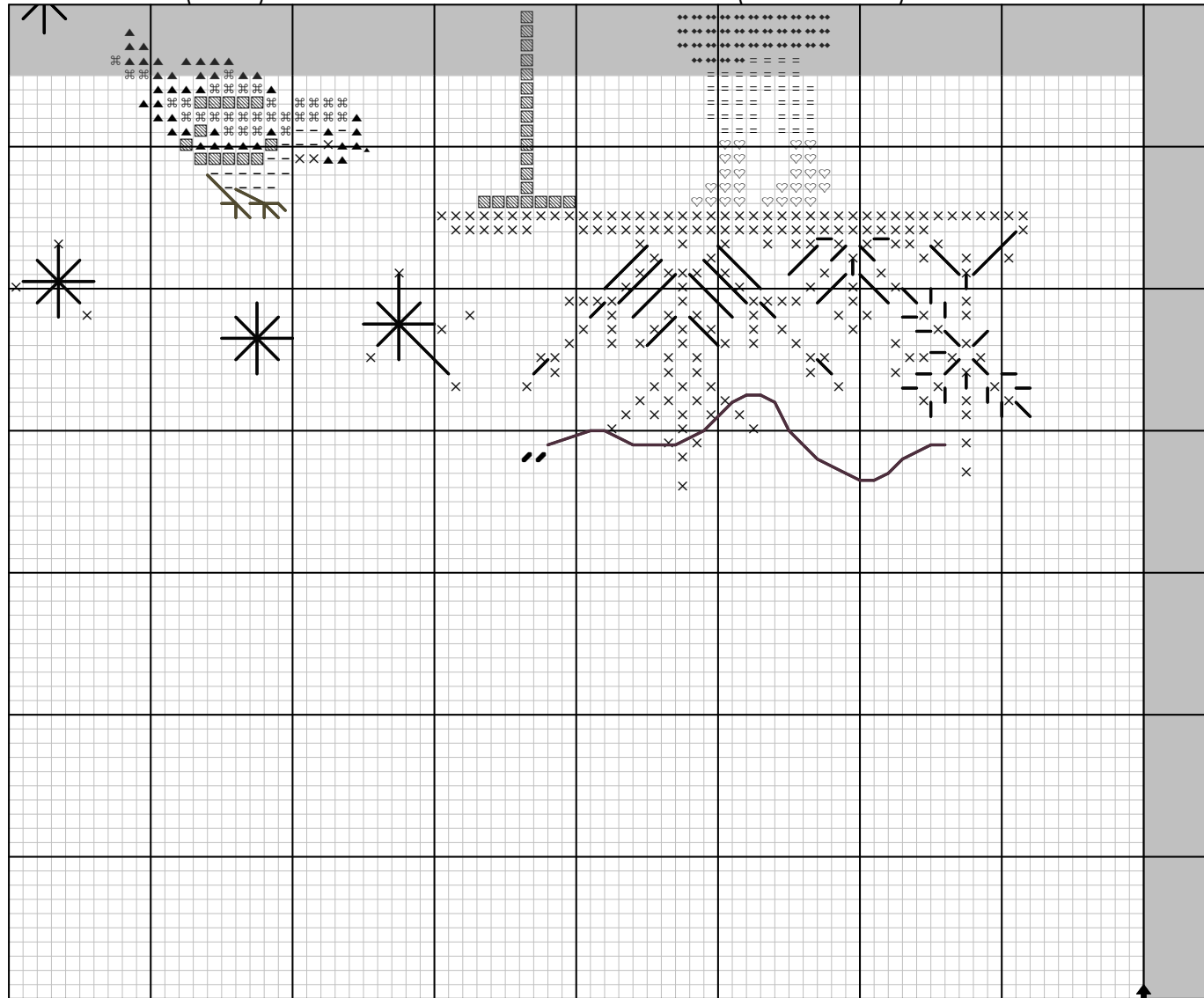
Snow in Town (SAL 3) © Perrette Samouloff - 160w X 174h (160w X 210h)



		DMC
	X	White
	/	948
	*	754
	↑	603
	↖	350
	♡	347
	♥	815
	◻	3041
	↗	154
	⊞	165
	⊞	368
	-	367
	=	318
	▨	921
	⌘	436
	▲	434
	◊	3031
	◆	28
	◆	29

La ville sous la neige (3) © Perrette Samouloff


Snow in Town (SAL 3) © Perrette Samouloff - 160w X 174h (160w X 210h)



		DMC
	X	White
	/	948
	*	754
	↑	603
	☞	350
	♡	347
	♥	815
	□	3041
	☛	154
	↑	165
	≡	368
	⌘	367
	-	318
	=	921
	▨	436
	⌘	434
	▲	3031
	◇	28
	◆	29

La ville sous la neige (3) © Perrette Samouloff

Snow in Town (SAL 3) © Perrette Samouloff - 160w X 174h (160w X 210h)



		DMC
	×	White
	/	948
	*	754
	↑	603
	↖	350
	♡	347
	♥	815
	□	3041
	↙	154
	↑	165
	≡	368
	⊕	367
	-	318
	=	921
	▨	436
	⌘	434
	▲	3031
	◇	28
	◆	29

La ville sous la neige (3) © Perrette Samouloff

Perrette Samouiloff

More Christmas patterns designed by Perrette Samouiloff



8 Christmas Ornaments



Christmas Needlework Ornaments



Mini motif Sampler



Christmas Welcome



White Christmas Wreath



Red Christmas sampler



Santa's Workshop



Christmas Kittens



Santa's really busy



Happy Childhood : Christmas



Happy Childhood : Winter



Mother & Baby Animals : Winter

View these patterns and many more on Creative Poppy's website

www.creativepoppy.com



Copyright and Terms of use:

Thank you for purchasing this design from www.creativepoppy.com. We hope that you will have a lot of fun stitching this pattern.

By purchasing this chart, you have agreed to use this design for your **personal use only**. Any unauthorized copying, use or transfer of this design, **even without monetary gain**, is strictly prohibited under copyright law. This includes copying, scanning, reproducing, posting on a website, or sending by email any pattern for which one does not have the designer's specific authorization.

What you **cannot** do:

- make copies of this pattern to give or to sell
- send copies of this pattern by email
- upload or post this pattern onto a website
- make kits from this pattern

What you **are very welcome** to do:

- print out several copies for your PERSONAL use.
 - This can be helpful if you like to highlight stitched areas as you go along or if you want to highlight the occurrence of a specific color.
 - It can be useful too to print several copies of your charts to cut out elements and rearrange motifs, create words with alphabets, extend border motifs etc.
- save an extra copy of this file as a backup onto a USB key or external hard drive. In this case, make a note of you file-open password which will be needed next time you open your file.
- personally stitch several projects using this design.

Happy stitching!
Creative Poppy

Please support your designers and help respect their work. If you are aware of any copyright infringement, you can contact us at contact@creativepoppy.com

Creative Poppy is a Trademark of Creative Co. a company registered in France RCS 494 994 106
1 rue de Stockholm, 75008 Paris, France

www.creativepoppy.com