



Barbara Ana  
Designs



# Christmas Cake

Mystery SAL - Part 3  
Counted Cross Stitch chart



## Christmas Cake - Mystery SAL - Part 3

Barbara Ana Astray Mendez

**Fabric:** 32ct linen from Zweigart in color Flax (52).

Summer Khaki (323), natural raw linen or any neutral color can also be used.

**Design Area:**

Whole finished design is 5.4 inch wide x 9.3 inch high (86 stitches wide x 149 stitches high)

**Suggested fabric size:**

including fabric surrounding design and 2 inch allowance on each side for finishing:

- on 32ct (or 16ct Aida): 14 inch wide x 17 1/2 inch high.

- on 28ct (or 14ct Aida): 15 inch wide x 19 inch high.

Please use overview placement chart for positioning each part on the fabric.

### INSTRUCTIONS

**Cross Stitches:**

- Two strands of floss over two fabric threads for all DMC floss colors.

- One strand over two fabric threads for Kreinik Gold Metallic #4 Very Fine Braid.

Adjust number of strands if you use another metallic thread of your choice.

**BackStitches:**

- One strand of 3371

### LEGEND

**DMC Stranded Cotton**  
**Kreinik #4 Very fine Braid**

Refer to the overview chart for positioning this part:

Legend:

 DMC-304

 DMC-414

 DMC-415

 DMC-945

 DMC-3371

 DMC-3801

 DMC-White

 KR4-002HL


Backstitches:

 DMC-3371

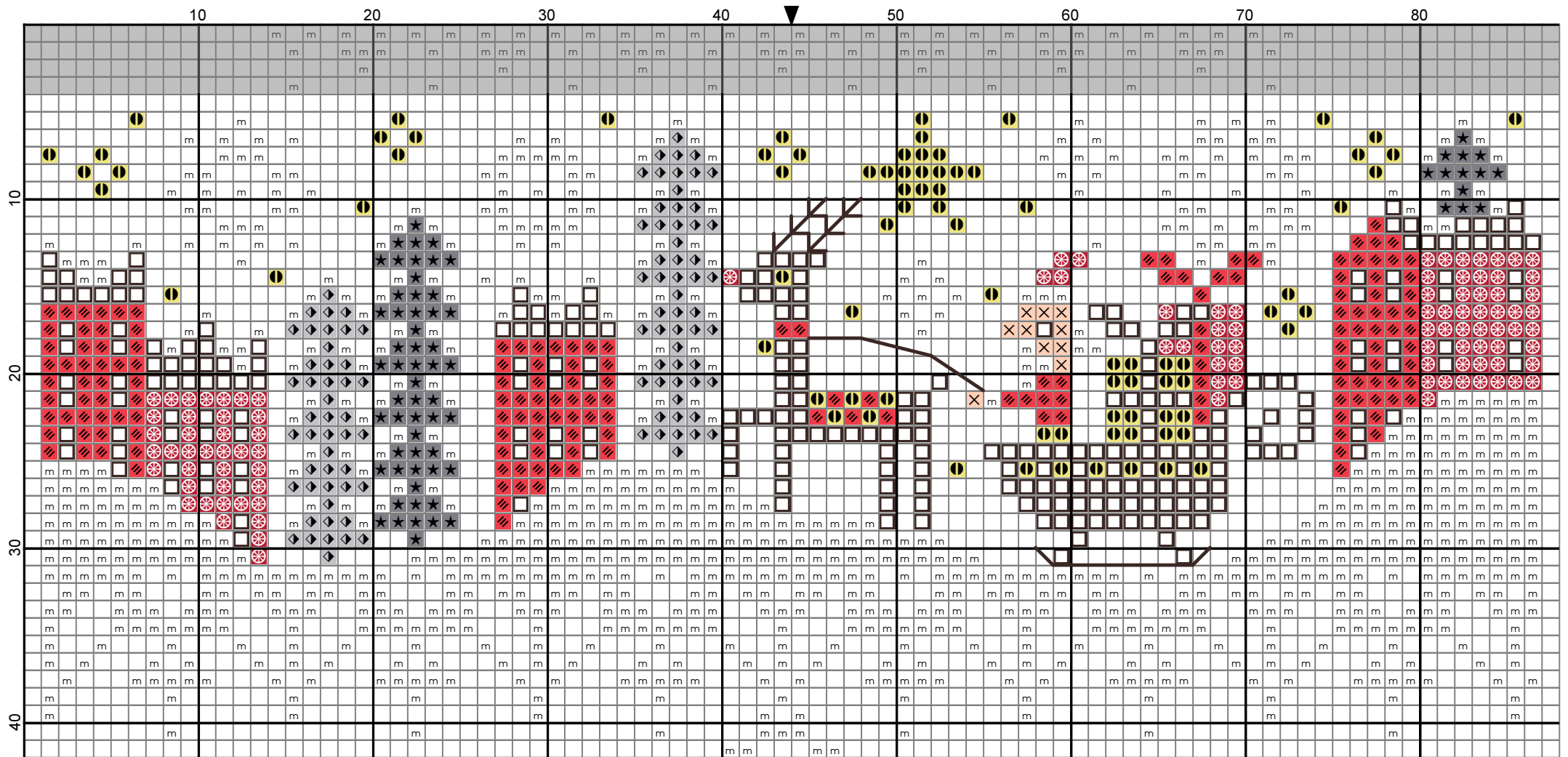


For personal use only. This design may not be kitted, sold, shared in any way or reproduced in any form except by needle and thread. © 2020 Barbara Ana Designs

Christmas Cake OVERVIEW - Placement chart



2020 Barbara Ana designs



2020 Barbara Ana designs

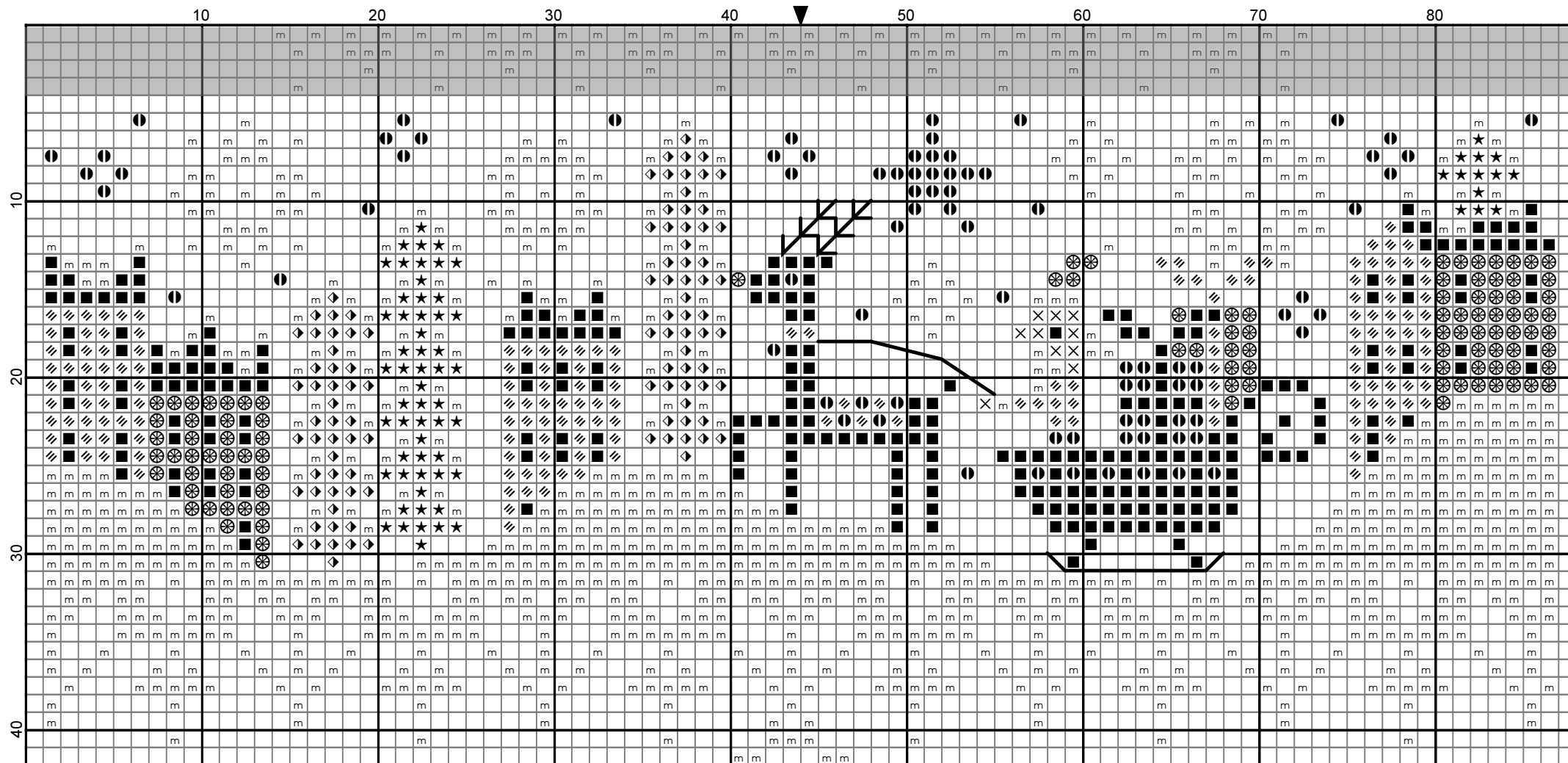
Legend:

-  DMC-304
-  DMC-414
-  DMC-415
-  DMC-945
-  DMC-3371
-  DMC-3801
-  DMC-White
-  KR4-002HL

Backstitches:

-  DMC-3371

Note: White stitches in grey area have been stitched in Part 2.



2020 Barbara Ana designs

Legend:

- DMC-304
- DMC-414
- DMC-415
- DMC-945
- DMC-3371
- DMC-3801
- DMC-White
- KR4-002HL

Backstitches:

— DMC-3371

Note: White stitches in grey area have been stitched in Part 2.



# Barbara Ana Designs

More Christmas and Holiday patterns by Barbara Ana



Christmas is coming



Through the Woods



Let it Snow



Santa, the Dove and the Key



Cinnamon Christmas



Christmas Ornaments



Spreading Joy



O Christmas Tree



Christmas Joy



Christmas Biscornu



Christmas Ornament Trio (1 of 3)



Christmas Robins Scissor fob

All these patterns and many more are available on Creative Poppy's website  
[www.creativepoppy.com](http://www.creativepoppy.com)



## Copyright and Terms of use:

Thank you for purchasing this design from [www.creativepoppy.com](http://www.creativepoppy.com). We hope that you will have a lot of fun stitching this pattern.

By purchasing this chart, you have agreed to use this design for your **personal use only**. Any unauthorized copying, use or transfer of this design, **even without monetary gain**, is strictly prohibited under copyright law. This includes copying, scanning, reproducing, posting on a website, or sending by email any pattern for which one does not have the designer's specific authorization.

### What you **cannot** do:

- make copies of this pattern to give or to sell
- send copies of this pattern by email
- upload or post this pattern onto a website
- make kits from this pattern

### What you **are very welcome** to do:

- print out several copies for your PERSONAL use.
  - This can be helpful if you like to highlight stitched areas as you go along or if you want to highlight the occurrence of a specific color.
  - It can be useful too to print several copies of your charts to cut out elements and rearrange motifs, create words with alphabets, extend border motifs etc.
- save an extra copy of this file as a backup onto a USB key or external hard drive. In this case, make a note of you file-open password which will be needed next time you open your file.
- personally stitch several projects using this design.

Happy stitching!  
**Creative Poppy**

Please support your designers and help respect their work. If you are aware of any copyright infringement, you can contact us at [contact@creativepoppy.com](mailto:contact@creativepoppy.com)

Creative Poppy is a Trademark of Creative Co. a company registered in France RCS 494 994 106  
1 rue de Stockholm, 75008 Paris, France

[www.creativepoppy.com](http://www.creativepoppy.com)