

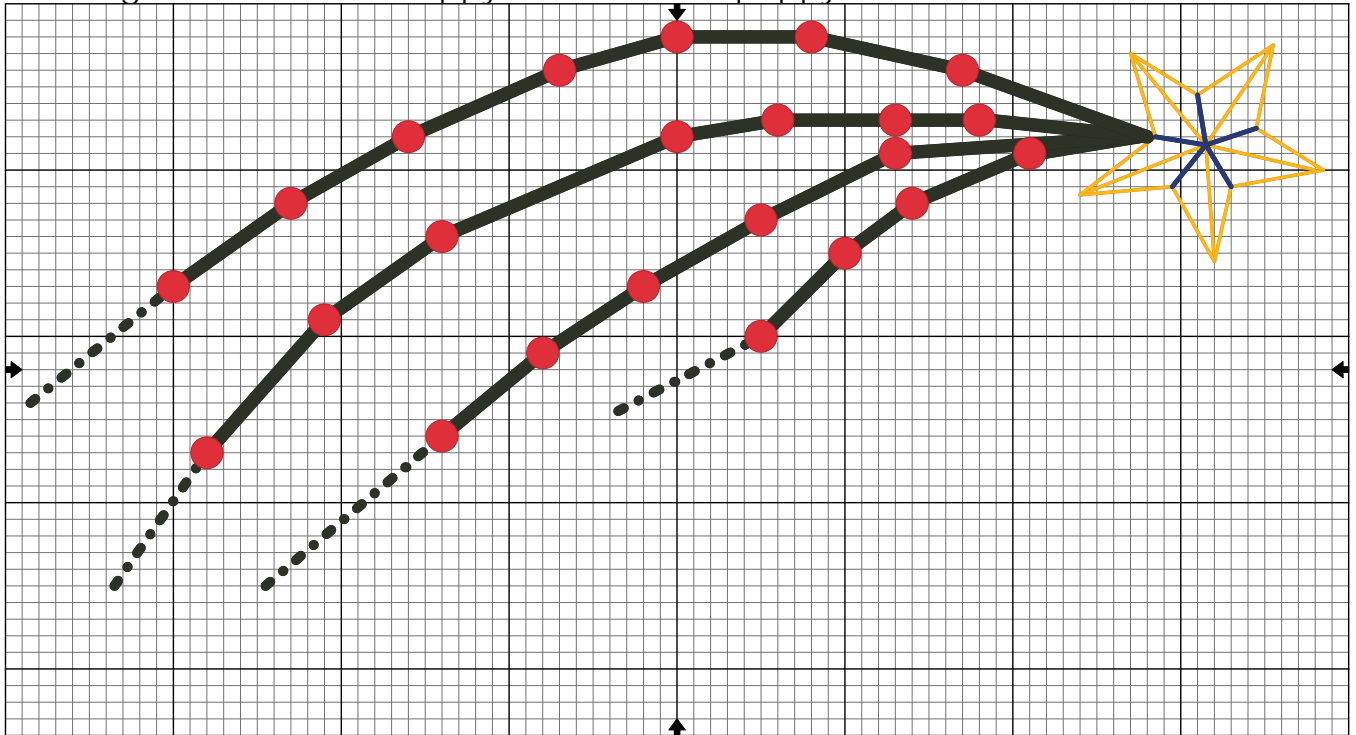
Shooting Star Tutorial

Supplies:





- embossed metallic star (gold) with hole in center
- Pearl Metallic N°5, DMC 5282
- Metallic floss, DMC 5282



Shooting star © Creative Poppy www.creativepoppy.com - 78w X 33h



Etoile Filante © Creative Poppy www.creativepoppy.com

-  Outline of embossed metal star (gold)
-  Sew star in long stitch in 1 strand of DMC 5282 floss
-  Position of couching stitch in 1 strand of DMC 5282 floss
The couching stitch holds the Pearl cotton in place.
-  Pearl metallic N°5 DMC 5282, pulling needle out from under star and leaving end free.



Cross stitch Pattern:
3 Kings
by Perrette Samouiloff